


LOXO[®]

SUPPORTING STANDS AND EVENTS



RENTAL CATALOG



LOXO[®]
SUPPORTING STANDS AND EVENTS

VERHUUR
|
|
|



LOXO[®]
SUPPORTING STANDS AND EVENTS



YOUR PERSONAL ALUVISION RENTAL PARTNER

Dear relation,

LOXO is your partner for the rental of demountable stand constructions and in addition we provide support and advice, and tell you about options.

LOXO focuses on the rental of demountable stand construction solutions.

We leave the construction of stands to our clients, as a result of which LOXO is an extension of your organization.

Hereby you receive our latest version of our price list. As usual, we have added a lot of new products to our rental package.

So enough reasons why to read our price list with attention.

For more information, please contact one of our account managers by phone: +31 (0)85 78 28 588 or send an e-mail to: info@loxo-international.com

Kind regards,

Team LOXO International B.V.

LOXO[®]

SUPPORTING STANDS AND EVENTS

EUROPEAN RENTAL PARTNER
ALUVISION™



THE FRAMES OF LOXO ARE A SUSTAINABLE AND FLEXIBLE SOLUTION

No Investment

You are not required to make any investments; instead, you can simply hire what you need.

Exactly what you need

You hire the material you require and we provide the proper types and sizes so you can build whatever you need.

Quality

We ensure you receive proper and well maintained materials.

Sustainable

Work sustainable with LOXO by using aluminum frames that can be connected over and over again.

No storage

You will not require any storage room: all you have to do is collect and return the frames.

Partner

Because we only hire materials out, you will not encounter us as a stand builder.





LOXO, WE PROVIDE THE SERVICE AND THE FLEXIBILITY YOU REQUIRE

Short-term rental

If you require materials for a short period of time, rest assured you pay us by the week for the time you require them.

Mid-term to long-term rental

You hire material by the week, and we charge an incremental discount for each following week to ensure it remains interesting for you to hire at a competitive price.

Recurring project


If you have a stand or project that will be built several times a year, we are happy to formulate a project price, to ensure you have insight into the costs and have a guarantee that the materials will always be available.

24/7 Service

Our 24/7 service is always prepared to take action should a problem arise.
24/7 service: +31 (0)85 78 28 588

Transport

LOXO is capable of organizing the right transport from or to your location against profitable prices.




INDEX

Omni-55 frame	8
Omni-55+ profiles	10
Curved omni-55 frames	14
Basic-55 glass frames	18
Doors	20
Corners	22
Covers	30
Lighting	34
Poly bright	36
Hi-LED 55 LED tiles	40
Furniture	44
Accessories	46
Connector tools	50
Finishing options	58



Omni-55 is without a doubt our most popular profile and the go-to frame solution for the exhibit industry. This frame is only 55 mm thick and fits fabric and panel on both sides of the profile. Panels are attached with Velcro®, while fabrics are attached with a 15 mm silicone welt. The Omni-55 system allows the user to span a single fabric across multiple frames, creating a completely seamless result. It is also possible to use panel and fabric simultaneously on the same side of a frame wall, combining the rigidity of a panel with the seamless cover of a fabric. The profiles come with 30 mm holes set in a 62 mm grid, allowing for endless connection possibilities, creating the ultimate modular solution for the exhibit industry. In combination with our connector tools and accessories is it possible to vary endlessly.



OMNI-55 FRAME

Description

Omni-55 frame

Omni-55 Frame 0372 x 2480

Omni-55 Frame 0496 x 0496

Omni-55 Frame 0496 x 0992

Omni-55 Frame 0496 x 1488

Omni-55 Frame 0496 x 1984

Omni-55 Frame 0496 x 2480

Omni-55 Frame 0496 x 2976

Omni-55 Frame 0682 x 1488

Omni-55 Frame 0744 x 1488

Omni-55 Frame 0744 x 1984

Omni-55 Frame 0744 x 2480

Omni-55 Frame 0868 x 2480

Omni-55 Frame 0992 x 0992

Omni-55 Frame 0992 x 1488

Omni-55 Frame 0992 x 1984

Omni-55 Frame 0992 x 2480

Omni-55 Frame 0992 x 2976

Need different sizes? No problem, we have them in omni-55+ profiles

All frames come standard with double-sided VELCRO®

Omni-55 A3 telescopic frame

Omni-55 A3 telescopic frame 0558-0930 x 1984 A

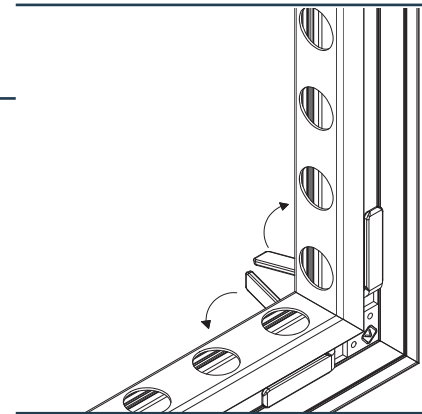
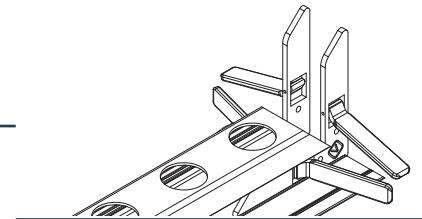
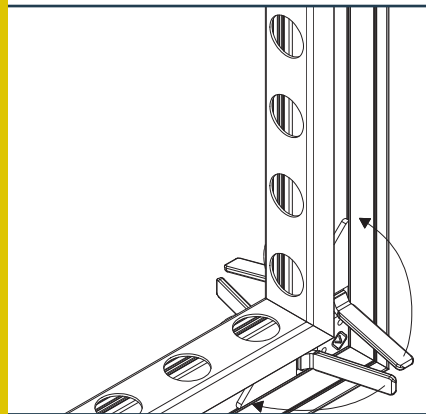
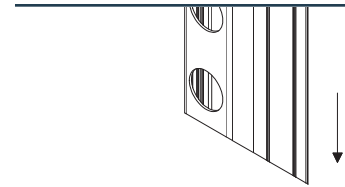
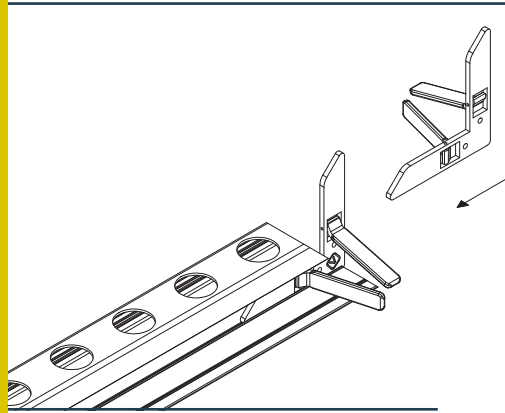

Omni-55 A3 telescopic frame 0558-0930 x 2480 A

Omni-55 A3 telescopic frame 0558-0930 x 2976 A



This adaptation of the classic Omni-55 profile gives the user more flexibility and allows you to build your own Omni-55 frames. Loose profiles are quickly assembled into frames using the quickfix system. After use, the frame can be disassembled and reused in other combinations to create other frame sizes.

Just like Omni-55, Omni-55+ can be used with both panel and fabric infills. Omni-55+ is the perfect solution for all odd-sized frames that you would rather disassemble after use in order to reassemble them into different combinations.



OMNI-55+ PROFILES

Description

Omni-55+ A3 profile

Quickfix set T21/4 90° H Z

Omni-55+ cornerpiece R186 G

Omni-55+ A3 Profile 0248 mm (V 45°/45°)

Omni-55+ A3 Profile 0310 mm (V 45°/45°)

Omni-55+ A3 Profile 0372 mm (V 45°/45°)

Omni-55+ A3 Profile 0434 mm (V 45°/45°)

Omni-55+ A3 Profile 0496 mm (V 45°/45°)

Omni-55+ A3 Profile 0558 mm (V 45°/45°)

Omni-55+ A3 Profile 0620 mm (V 45°/45°)

Omni-55+ A3 Profile 0682 mm (V 45°/45°)

Omni-55+ A3 Profile 0744 mm (V 45°/45°)

Omni-55+ A3 Profile 0806 mm (V 45°/45°)

Omni-55+ A3 Profile 0868 mm (V 45°/45°)

Omni-55+ A3 Profile 0930 mm (V 45°/45°)

Omni-55+ A3 Profile 0992 mm (V 45°/45°)

Omni-55+ A3 Profile 1054 mm (V 45°/45°)

Omni-55+ A3 Profile 1116 mm (V 45°/45°)

Omni-55+ A3 Profile 1178 mm (V 45°/45°)

Omni-55+ A3 Profile 1240 mm (V 45°/45°)

Omni-55+ A3 Profile 1302 mm (V 45°/45°)

Omni-55+ A3 Profile 1364 mm (V 45°/45°)

Omni-55+ A3 Profile 1426 mm (V 45°/45°)

Omni-55+ A3 Profile 1488 mm (V 45°/45°)

Omni-55+ A3 Profile 1550 mm (V 45°/45°)

Omni-55+ A3 Profile 1612 mm (V 45°/45°)

Omni-55+ A3 Profile 1674 mm (V 45°/45°)

Omni-55+ A3 Profile 1736 mm (V 45°/45°)


Omni-55+ A3 Profile 1798 mm (V 45°/45°)

Omni-55+ A3 Profile 1860 mm (V 45°/45°)

Omni-55+ A3 Profile 1922 mm (V 45°/45°)

All frames come standard with double-sided VELCRO®





OMNI-55+ PROFILES

Description

Omni-55+ A3 Profile 1984 mm (V 45°/45°)

Omni-55+ A3 Profile 2046 mm (V 45°/45°)

Omni-55+ A3 Profile 2108 mm (V 45°/45°)

Omni-55+ A3 Profile 2170 mm (V 45°/45°)

Omni-55+ A3 Profile 2232 mm (V 45°/45°)

Omni-55+ A3 Profile 2294 mm (V 45°/45°)

Omni-55+ A3 Profile 2356 mm (V 45°/45°)

Omni-55+ A3 Profile 2418 mm (V 45°/45°)

Omni-55+ A3 Profile 2480 mm (V 45°/45°)

Omni-55+ A3 Profile 2542 mm (V 45°/45°)

Omni-55+ A3 Profile 2604 mm (V 45°/45°)

Omni-55+ A3 Profile 2666 mm (V 45°/45°)

Omni-55+ A3 Profile 2728 mm (V 45°/45°)

Omni-55+ A3 Profile 2790 mm (V 45°/45°)

Omni-55+ A3 Profile 2852 mm (V 45°/45°)

Omni-55+ A3 Profile 2914 mm (V 45°/45°)

Omni-55+ A3 Profile 2976 mm (V 45°/45°)

All profiles come standard with double-sided VELCRO®

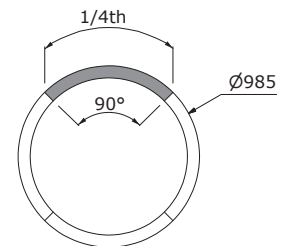
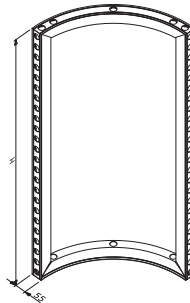
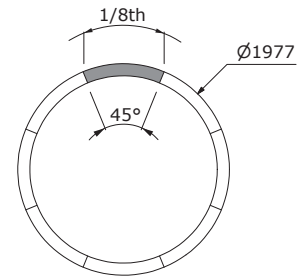
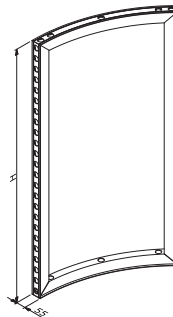
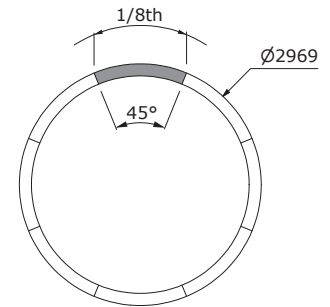
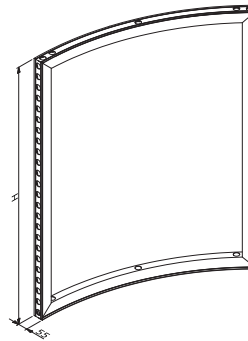
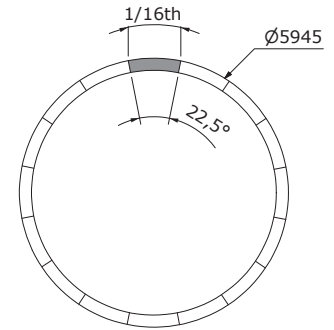
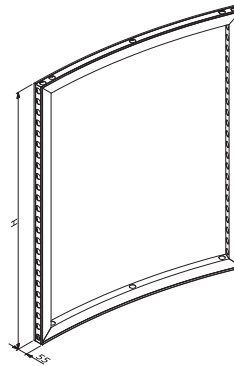



14

Curved frames offer the possibility to vary even more within your creations. The Omni-55 curved frames from Aluvision are available in various radii and sizes.

All curved frames are fitted with double-sided Velcro® and the majority of the radii also have tendon edges for fabrics.

Because the curved frames are part of Aluvision's "55" line, they can be attached to any other "55" profile.



CURVED OMNI-55 FRAMES

Description

Radius 2917 mm

Omni-55 Curved Frame R2917 1167 x 0496

Omni-55 Curved Frame R2917 1167 x 0992

Omni-55 Curved Frame R2917 1167 x 1488

Omni-55 Curved Frame R2917 1167 x 1984

Omni-55 Curved Frame R2917 1167 x 2480

Omni-55 Curved Frame R2917 1167 x 2976

Radius 1429 mm

Omni-55 Curved Frame R1429 1165 x 0496

Omni-55 Curved Frame R1429 1165 x 0992

Omni-55 Curved Frame R1429 1165 x 1488

Omni-55 Curved Frame R1429 1165 x 1984

Omni-55 Curved Frame R1429 1165 x 2480

Omni-55 Curved Frame R1429 1165 x 2976

Radius 933 mm

Omni-55 Curved Frame R933 0776 x 0496

Omni-55 Curved Frame R933 0776 x 0992

Omni-55 Curved Frame R933 0776 x 1488

Omni-55 Curved Frame R933 0776 x 1984

Omni-55 Curved Frame R933 0776 x 2480

Omni-55 Curved Frame R933 0776 x 2976

Radius 437 mm v1

Omni-55 Curved Frame R437 0774 x 0496 (v1)

Omni-55 Curved Frame R437 0774 x 0992 (v1)

Omni-55 Curved Frame R437 0774 x 1488 (v1)

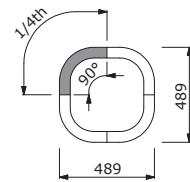
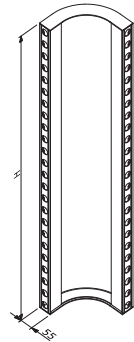
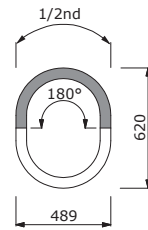
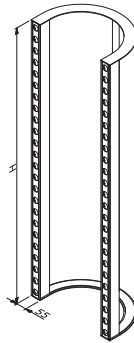
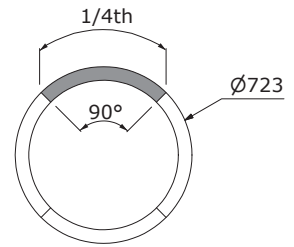
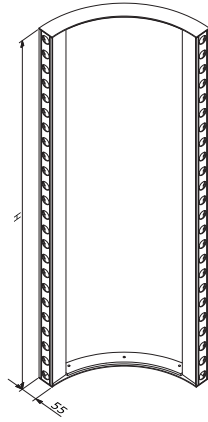
Omni-55 Curved Frame R437 0744 x 1984 (v1)

Omni-55 Curved Frame R437 0744 x 2480 (v1)

Omni-55 Curved Frame R437 0744 x 2976 (v1)

All frames come standard with double-sided VELCRO®





CURVED OMNI-55 FRAMES

Description

Radius 306 mm

Omni-55 Curved Frame R306 0568 x 0496

Omni-55 Curved Frame R306 0568 x 0744

Omni-55 Curved Frame R306 0568 x 0992

Omni-55 Curved Frame R306 0568 x 1488

Omni-55 Curved Frame R306 0568 x 1984

Radius 189 mm

Omni-55 Curved Frame R189 0899 x 0496

Omni-55 Curved Frame R189 0899 x 0992

Omni-55 Curved Frame R189 0899 x 1488

Omni-55 Curved Frame R189 0899 x 1984

Omni-55 Curved Frame R189 0899 x 2480

Radius 124 mm

Omni-55 Curved Frame R124 0412 x 0496

Omni-55 Curved Frame R124 0412 x 0992

Omni-55 Curved Frame R124 0412 x 1488

Omni-55 Curved Frame R124 0412 x 1984

Omni-55 Curved Frame R124 0412 x 2480

All frames come standard with double-sided VELCRO®




The Basic-55 glass profile is the most elegant solution for the integration of glass or acrylic walls and doors into your design.

The frames ensure an elegant application of glass infills with a narrow edge to stay visually appealing. These frames are compatible with all 55 mm profiles from Aluvision.

Solid integration of glass walls and doors

- Seamless application of glass infills with a narrow edge
- Compatible with all 55 mm frames
- Elegant solution for the integration of glass or acrylic walls
- Also available as a glass door
- Thinner profile which means less aluminium visible



BASIC-55 GLASS FRAMES

Description

Basic-55 glass frames

Basic-55 Glass A3 Frame 0496 x 0496 A

Basic-55 Glass A3 Frame 0496 x 0992 A

Basic-55 Glass A3 Frame 0496 x 1488 A

Basic-55 Glass A3 Frame 0496 x 1984 A

Basic-55 Glass A3 Frame 0496 x 2480 A

Basic-55 Glass A3 Frame 0868 x 1488 A

Basic-55 Glass A3 Frame 0868 x 2480 A

Basic-55 Glass A3 Frame 0930 x 1488 A

Basic-55 Glass A3 Frame 0930 x 2480 A

Basic-55 Glass A3 Frame 0992 x 0992 A

Basic-55 Glass A3 Frame 0992 x 1488 A

Basic-55 Glass A3 Frame 0992 x 1984 A

Basic-55 Glass A3 Frame 0992 x 2480 A

All frames come standard with single-sided VELCRO®



The Premium profile is a profile specifically used to manufacture doors.

The profile is fitted with a threaded edge for easy connection to all other profiles and the part of the profile that is visible when the door is opened has a clean finish without holes.

In addition to the premium doors, we also have sliding doors, glass doors and double doors available.

- One modular door for all solutions, flush on both sides
- Double door, glass door, hybrid door with fabric & panels = endless possibilities
- Right & left door hinge
- Key or electronic handle
- Possible with or without window



DOORS

Description

Premium omni-55 door

Premium Omni-55 Door 0992 x 1984

Premium Omni-55 Door 0992 x 2480

Premium Omni-55 Door 0992 x 2976

Premium glass door

Premium glass Door 0992 x 1984

Premium glass Door 0992 x 2480

Premium double door

Double door 1984 x 1984

Double door 1984 x 2480

Double door 1984 x 2976

All doors come standard with double-sided VELCRO®

Accessories

Door handle set

Electric door handle left

Electric door handle right

Omni-55 XS A1 window 0310 x 0310 A



Premium micro cabinet door 0992 x 0992 A



Aluvision has developed a wide range of finishing options and accessories to give you everything you need to create a high quality finished product, even to the smallest detail.

"The details are not the details.
They make the design."

That is why Aluvision has developed a wide range of finishing options and accessories to give you everything you need to create a product with a high quality finish, even to the smallest detail.



CORNERS

Description

Omni-55 Multi corner exclusive VELCRO®

Omni-55 Multi corner 0496 excl. Velcro®

Omni-55 Multi corner 0992 excl. Velcro®

Omni-55 Multi corner 1488 excl. Velcro®

Omni-55 Multi corner 1984 excl. Velcro®

Omni-55 Multi corner 2480 excl. Velcro®

Omni-55 Multi corner 2976 excl. Velcro®

Omni-55 Multi corner inclusive VELCRO®

Omni-55 Multi corner 0496 incl. Velcro®

Omni-55 Multi corner 0992 incl. Velcro®

Omni-55 Multi corner 1488 incl. Velcro®

Omni-55 Multi corner 1984 incl. Velcro®

Omni-55 Multi corner 2480 incl. Velcro®

Omni-55 Multi corner 2976 incl. Velcro®

Omni-55 Triple corner exclusive VELCRO®

Omni-55 Triple corner 0496 excl. Velcro®

Omni-55 Triple corner 0992 excl. Velcro®

Omni-55 Triple corner 1488 excl. Velcro®

Omni-55 Triple corner 1984 excl. Velcro®

Omni-55 Triple corner 2480 excl. Velcro®

Omni-55 Triple corner 2976 excl. Velcro®

Omni-55 Triple corner inclusive VELCRO®

Omni-55 Triple corner 0496 incl. Velcro®

Omni-55 Triple corner 0992 incl. Velcro®



Omni-55 Triple corner 1488 incl. Velcro®

Omni-55 Triple corner 1984 incl. Velcro®

Omni-55 Triple corner 2480 incl. Velcro®

Omni-55 Triple corner 2976 incl. Velcro®





CORNERS

Description

Omni-55 Fabric corner exclusive endpiece

Omni-55 Fabric corner 0496 excl. Endpiece

Omni-55 Fabric corner 0992 excl. Endpiece

Omni-55 Fabric corner 1488 excl. Endpiece

Omni-55 Fabric corner 1984 excl. Endpiece

Omni-55 Fabric corner 2480 excl. Endpiece

Omni-55 Fabric corner 2976 excl. Endpiece

Omni-55 Fabric corner inclusive endpiece

Omni-55 Fabric corner 0479

Omni-55 Fabric corner 0975

Omni-55 Fabric corner 1471

Omni-55 Fabric corner 1967

Omni-55 Fabric corner 2463

Omni-55 Fabric corner 2959

Omni-55 Fabric corner Endpiece

Omni-55 X-corner

Omni-55 X-corner 0496

Omni-55 X-corner 0992



Omni-55 X-corner 1488

Omni-55 X-corner 1984

Omni-55 X-corner 2480

Omni-55 X-corner 2976





CORNERS

Description

Omni-55 V-corner

Omni-55 V-corner 0496

Omni-55 V-corner 0992

Omni-55 V-corner 1488

Omni-55 V-corner 1984

Omni-55 V-corner 2480

Omni-55 V-corner 2976

Omni-55 45°-corner

Omni-55 45°-corner 0496

Omni-55 45°-corner 0992

Omni-55 45°-corner 1488

Omni-55 45°-corner 1984

Omni-55 45°-corner 2480

Omni-55 45°-corner 2976

Omni-55 60°-corner

Omni-55 60°-corner 0496

Omni-55 60°-corner 0992


Omni-55 60°-corner 1488

Omni-55 60°-corner 1984

Omni-55 60°-corner 2480

Omni-55 60°-corner 2976





CORNERS

Description

C-corner

Omni-55 C-corner 0496

Omni-55 C-corner 0992

Omni-55 C-corner 1488

Omni-55 C-corner 1984

Omni-55 C-corner 2480

Omni-55 C-corner 2976

Omni-55 120°-corner

Omni-55 120°-corner 0496

Omni-55 120°-corner 0992

Omni-55 120°-corner 1488

Omni-55 120°-corner 1984

Omni-55 120°-corner 2480

Omni-55 120°-corner 2976

Omni-55 135°-corner

Omni-55 135°-corner 0496

Omni-55 135°-corner 0992

Omni-55 135°-corner 1488

Omni-55 135°-corner 1984

Omni-55 135°-corner 2480

Omni-55 135°-corner 2976



The Omni-55 cover profile is a sleek, slightly curved profile that can be used with any 55 mm profile as a means to cover up the drill holes. It is most commonly used as a finish on Omni-55 frames, in which case it is attached with a simple Cover Clip. Using a cover profile guarantees a premium finish on your Aluvision structure.



COVERS

Description

Omni-55 Cover A1

Omni-55 Cover A1 0496 x 55 (colour: A)

Omni-55 Cover A1 0992 x 55 (colour: A)

Omni-55 Cover A1 1488 x 55 (colour: A)

Omni-55 Cover A1 1984 x 55 (colour: A)

Omni-55 Cover A1 2480 x 55 (colour: A)

Omni-55 Cover A1 2976 x 55 (colour: A)

Cover '55'

Cover '55' R124-90° (colour: A)

Cover '55' R437-90° (colour: A)

Cover '55' R933-45° (colour: A)

Omni-55 Cover Accessories

Cover Omni-55 90° wall reinforcement (colour: A)

Cover Omni-55 R437-90° reinforcement v2 (colour: L)

Omni-55 cover cornerpiece 90° V

20x Omni-55 Cover Clip D30 K

Omni-55 Cover Clip M6 K



The Basic-186 cover is a 186 mm wide cover that can be used in combination with all 55 mm and 186 mm profiles. The ideal solution to cover up a double row of 55 mm frames or to combine a 186 mm wide profile with a row of 55 mm profiles. For arches with straight or rounded corners.

The Omni-248 cover serves perfectly as a stylish finishing for larger constructions or spans, while simultaneously adding extra reinforcement.



LED tile 55 P2

- > 496 x 496 x 55
- > flush integration
- > pixel pitch: 2.8mm
- > CrystalView technology
- > full front and rear maintenance

Omni-55

panel / fabric frames

COVERS

Description

Basic-186 cover A1

Basic-186 cover A1 0992 x 186 (colour: L)

Basic-186 cover A1 1488 x 186 (colour: L)

Basic-186 cover A1 1984 x 186 (colour: L)

Basic-186 cover A1 2294 x 186 (colour: L)

Basic-186 cover A1 2480 x 186 (colour: L)

Basic-186 cover A1 2790 x 186 (colour: L)

Basic-186 cover A1 2976 x 186 (colour: L)

Basic-186 cover A1 3472 x 186 (colour: L)

Basic-186 cover A1 3968 x 186 (colour: L)

Cover '186'

Cover '186' R306-90° D30 (colour: L)

Cover '186' 90° D30 (colour: L)

Omni-248 cover A1

Omni-248 cover A1 0992 x 248 (colour: L)

Omni-248 cover A1 1488 x 248 (colour: L)

Omni-248 cover A1 1984 x 248 (colour: L)

Omni-248 cover A1 2480 x 248 (colour: L)

Omni-248 cover A1 2976 x 248 (colour: L)

Omni-248 cover A1 3472 x 248 (colour: L)

Omni-248 cover A1 3968 x 248 (colour: L)

Cover '248'

Cover '248' 90° (colour: L)



Putting something “in the spot-light” was never so easy as with our lighting elements. Discover the Puck Flex or the brand new addition to the lighting family, the Puck XL. Those looking for a more traditional light will find an answer in our LED Display Spot.



Forester 6x35W



Display spot led



LED Box light



The Puck XL



The Puck flex

LIGHTING

Description

Lighting objects

3x Display spot led 25W cw (5700K) daisy chain (EU) G

The Puck XL 50W (EU) B 2700K/5000K

The Puck flex 16W (EU) CW 5000K

LED Box light 54W

Forester 6x35W (EU) Black 3000K - CRI90 2976mm

Accessories

Display spot connector D30 A

Power cable (Schuko -> C13)



Daisy chain power cable (C13 -> C14)

Puck driver

Power cable LED Box light 54W K



Illuminate your large format graphics and boost your commercial message. By using the LED edge lighting technology, the packaging volume has been reduced to a minimum. Installation takes nothing more than assembling four aluminium profiles into a lightweight, yet rigid frame and attaching a SEG (Silicone Edge Graphic), without requiring any tools. The high quality LEDs ensure an intense and uniform illumination for light walls up to 4 m.





POLY BRIGHT

Description

Poly-124 bright+ 2480 x 1984

Poly-124 bright+ 2480 x 2480

Poly-124 bright+ 2480 x 2976

Poly-124 bright+ 2480 x 3472

Poly-124 bright+ 2480 x 3968

Poly-124 bright+ 2976 x 1984

Poly-124 bright+ 2976 x 2480

Poly-124 bright+ 2976 x 2976

Poly-124 bright+ 2976 x 3472

Poly-124 bright+ 2976 x 3968

Poly-124 bright+ 3472 x 1984

Poly-124 bright+ 3472 x 2480

Poly-124 bright+ 3472 x 2976

Poly-124 bright+ 3472 x 3472

Poly-124 bright+ 3472 x 3968

Poly-124 bright+ 3968 x 1984

Poly-124 bright+ 3968 x 2480

Poly-124 bright+ 3968 x 2976

Poly-124 bright+ 3968 x 3472

Poly-124 bright+ 3968 x 3968




Boost your tradeshow presence by integrating in the Hi-LED 55 range into any setup you can think of. Choose wall, display, ceiling, floor or hanging constructions to bring your creative ideas to life.

Be ahead of the curve with our new Hi-LED 55 convex and concave tiles. Available in three radii, these curved tiles can give your design a new twist.

The thinnest LED tile on the market, which can be integrated into a modular building system.

Fully compatible with the original Aluvision frame system.



HI-LED 55 LED TILES

Description

Hi-LED 55 LED tile square

Hi-LED 55 LED TILE (0496x0496 mm) 2.5 PITCH

Hi-LED 55+ LED TILE (0496x0496 mm) 2.5 PITCH

Hi-LED 55+ LED tile corner

Hi-LED 55+ corner LED TILE 2.5 PITCH

Hi-LED 55+ 3D corner LED TILE 2.5 PITCH

Hi-LED 55 LED tile curved (convex/concave)

Hi-LED 55 LED TILE R437 convex 2.5 PITCH

Hi-LED 55 LED TILE R437 concave 2.5 PITCH

Hi-LED 55 LED TILE R1421 convex 2.5 PITCH

Hi-LED 55 LED TILE R1421 concave 2.5 PITCH

Hi-LED 55 LED TILE R1476 concave 2.5 PITCH



HOUBEN SOUREN



Voorsprong in beeld, geluid en licht

WWW.HOUBENSOUREN.NL



ONE LED TILE, ENDLESS POSSIBILITIES

Boost your presence! With Aluision's integrated LED video walls, an extra dimension has been added to the renowned, original Aluision frame system. The combination of the Hi-LED 55 and the Aluision frames offers a lightweight, sleek, easy-to-install, yet very solid end result. Enjoy the best of both worlds: fast, toolless installation and ultimate visual experience.





MODULAR DESKS & MOBILE EYE-CATCHERS

Looking for a modular desk to integrate in your booth, Aluvision's frames and profiles are the perfect solution for modular desks and tables. Discover the possibilities of using fabric walls, lightboxes or regular frames as stand alone displays.



N-counter



B-box premium

FURNITURE

Description

N-counter

LEDs N-counter White (whit pivot door)

B-Box Premium

B-Box Premium (Pivot door) WHITE

B-Box 0496 x 0496 x 0992 WHITE

Looping

Looping






Shopper

Primus

Clipper



Folderholder



Monitor mount D30 VESA-8 Z



Server shelf



Clothes rod

ACCESSORIES

Description

Server shelf

Server shelf 0489 x 0316

Server shelf 0985 x 0316

Server 30° SET G

Shopper

Shopper 250 SET G

Shopper 350 SET G

Clipper

Clipper 10 SET G

Primus

Primus 250 SET G

Primus 350 SET G

Primus 450 SET G

Primus duo 350 G

Clothes rod

Clothes rod 496-5 C

Clothes rod 992-12 C

Folderholder

Folderholder for infill panel K

Folderholder D30 R G

Folderholder D30 L G

Monitor mount

Monitor mount D30 VESA-8 Z

Monitor mount VESA+ Z

Monitor mount D30 VESA-8 small Z







Omni-55 A3 suspension set A




Basic-55 A3 mounting Z set



Panel strip set 986mm D30 A




Omni-55 90° wall reinforcement




D30 ceiling reinforcement B



Omni-55 A3 wall reinforcement 180° L



Adjustable foot D30-M8 B



Step wheelchair ramp L

ACCESSORIES

Description

Basic-55 A3 mounting Z set

Basic-55 A3 mounting Z set

Panel strip

Panel strip set 490mm D30 A

Panel strip set 986mm D30 A

Ceiling reinforcement

D30 ceiling reinforcement B

D30 internal ceiling reinforcement Z

Wall reinforcement

Omni-55 90° wall reinforcement

Omni-55 A3 wall reinforcement 180° L

Suspension set

10x Omni-55 A3 suspension set A

Adjustable foot

10x Adjustable foot D30-M8 B

Baseplates

Basic-55 base V1 G

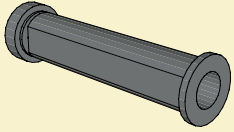
Basic-55 base V4 G

Basic-55 base V8 G

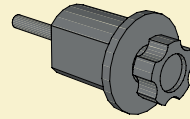
Wheelchair ramp

Step wheelchair ramp L

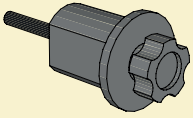




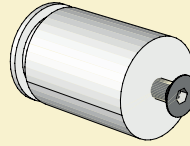
Quick tightener LS D30 A



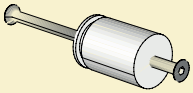
Quick tightener LS M6/D30 x 70 quickfix A



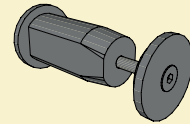
Quick tightener LS M6/D30 x 80 quickfix A



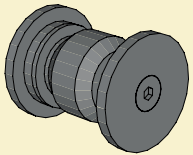
Quick tightener premium M6 K



Quick tightener door-to-door K



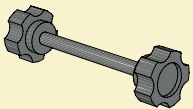
Quick tightener D30x85 A



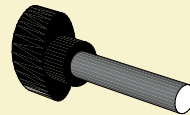
Quick tightener D30x40 A



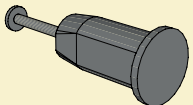
Quick tightener M6/D30 x 25 A



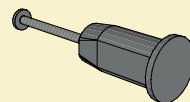
Quick tightener D6*62 G



Quick tightener D6/M6 x 38 B



Quick tightener D6/D30 x 108 A



Quick tightener D6/D30 x 131 A

CONNECTOR TOOLS

Description

Quick tightener

20x Quick tightener LS D30 A

15x Quick tightener LS M6/D30 x 70 quickfix A

30x Quick tightener LS M6/D30 x 70 quickfix A

15x Quick tightener LS M6/D30 x 80 quickfix A

30x Quick tightener LS M6/D30 x 80 quickfix A

12x Quick tightener premium M6 K

Quick tightener door-to-door K

12x Quick tightener D30x85 A

15x Quick tightener D30x40 A

24x Quick tightener M6/D30 x 25 A

Quick tightener D6*62 G

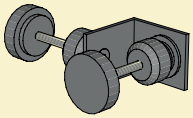
Quick tightener D6/M6 x 38 B

Quick tightener D6/D30 x 108 A

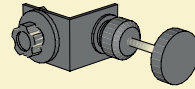
Quick tightener D6/D30 x 131 A

Quick tightener D6/D30 x 68 A

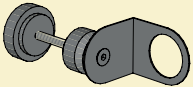




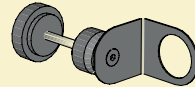
Basic-55 frame clamp D30 out G



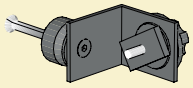
Basic-55 frame clamp D30 in G V2



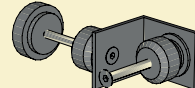
Basic-55 frame clamp D30 T90°. I



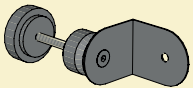
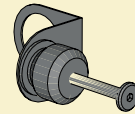
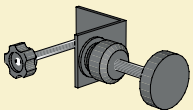
Basic-55 frame clamb rot D30 I



Premium frame clamp D30 in G



Premium frame clamp D30 out

Basic-55 Premium 180gr.
frame clamp T90°. IBasic-55 Premium 90gr.
frame clamp T90°. I

Fab-55 frame clamp D30 G

CONNECTOR TOOLS

Description

Frame clamps

10x Basic-55 frame clamp D30 out G

10x Basic-55 frame clamp D30 in G V2

10x Basic-55 frame clamp D30 T90°. I

Basic-55 frame clamp rot D30 I

Premium frame clamp D30 in G

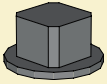
Premium frame clamp D30 out

Basic-55 Premium 180gr. frame clamp T90°. I

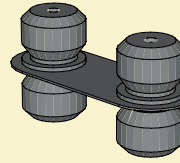
Basic-55 Premium 90gr. frame clamp T90°. I

Fab-55 frame clamp D30 G

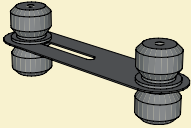




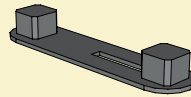
Connection 1P LS30 A



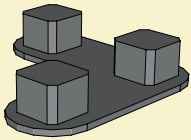
Connection 2P LS double I



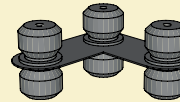
Connection 2P var LS double I



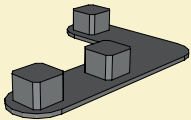
Connection 2P var LS30 C



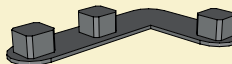
Connection 3P 90gr. LS30 C



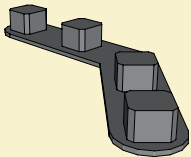
Connection 3P LS double 90gr. I



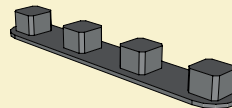
Connection 3P rot L LS30 C



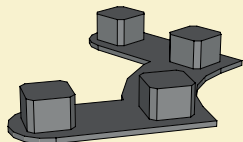
Connection 3P rot R LS30 C



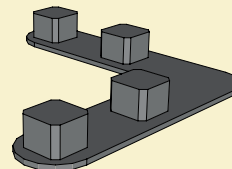
Connection 4P 135gr. LS30 C



Connection 4P 180gr. LS30 C



Connection 4P 60gr. LS30 C



Connection 4P 90gr. LS30 C

CONNECTOR TOOLS

Description

Connection strips

Connection 1P LS30 A

Connection 2P LS double I

Connection 2P var LS double I

Connection 2P var LS30 C

Connection 3P 90gr. LS30 C

Connection 3P LS double 90gr. I

Connection 3P rot L LS30 C

Connection 3P rot R LS30 C

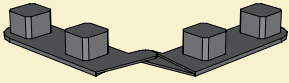
Connection 4P 135gr. LS30 C

Connection 4P 180gr. LS30 C

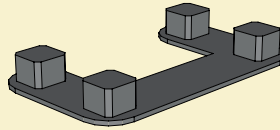
Connection 4P 60gr. LS30 C

Connection 4P 90gr. LS30 C

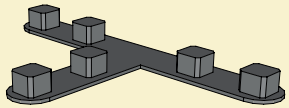




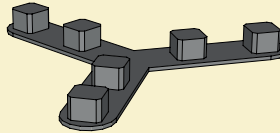
Connection 4P rot LS30 C



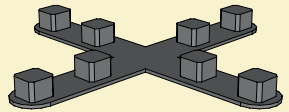
Connection 4P U186 LS30 C



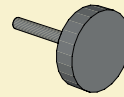
Connection 6P T90gr. LS30 C



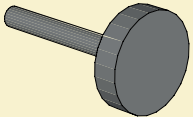
Connection 6P Y120gr. LS30 C



Connection 8P X90gr. LS30 C



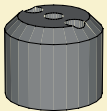
Pin D30 fixation M6x50 A



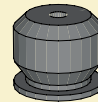
Pin D30 fixation M8x70 A



Pin D30/M6 C



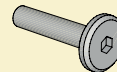
Pin D30/M6 fix A



Pin D30/M6 LS A



Pin D30/M6 LS C



Flat head nut M6x30 Hexagon socket

CONNECTOR TOOLS

Description

Connection strips

Connection 4P rot LS30 C

Connection 4P U186 LS30 C

Connection 6P T90gr. LS30 C

Connection 6P Y120gr. LS30 C

Connection 8P X90gr. LS30 C

Pin fixation

20x Pin D30 fixation M6x50 A

20x Pin D30 fixation M8x70 A

Pin D30/M6 C

Pin D30/M6 fix A

Pin D30/M6 LS A

Pin D30/M6 LS C

Flat head nut M6x30 Hexagon socket



We can also advise on, manage and supply various print solutions for LOXO Forex and LOXO Smartbond to suit your creation. Contact our team with your requirements for more information.





CONSUMABLES

Description	Price
VELCRO® Brand adhesive (hook/loop)	
VELCRO® Brand 10 mm, adhesive, hook, 25 m (PS30) (gray)	€ 14,19
VELCRO® Brand 10 mm, adhesive, loop, 25 m (PS30) (gray)	€ 14,19
VELCRO® Brand 20 mm, adhesive, hook, 25 m (PS30) (gray)	€ 14,65
VELCRO® Brand 20 mm, adhesive, loop, 25 m (PS30) (gray)	€ 14,65
VELCRO® Brand 25 mm, adhesive, hook, 25 m (PS30) (gray)	€ 15,59
VELCRO® Brand 25 mm, adhesive, loop, 25 m (PS30) (gray)	€ 15,59





TRANSPORT & LABOR

Transport up to 3 m³

Transport up to 3 m ³ max 750kg	per km	€ 1,15
Transport up to 3 m ³ start amount		€ 25,00

Transport up to 18 m³

Transport up to 18 m ³ max 750kg	per km	€ 1,50
Transport up to 18 m ³ start amount		€ 29,00

Transport up to 40 m³

Transport up to 40 m ³	per km	€ 2,20
Transport up to 40 m ³ start amount		€ 34,00

Transport up to 60 m³

Transport up to 60 m ³	per km	€ 2,30
Transport up to 60 m ³ start amount		€ 36,00

Labor

Waiting hours	per hour	€ 65,00
Cleaning costs	per hour	€ 45,00
Drawing work	per hour	€ 85,00
24 hour service (outside opening hours)	per hour	€ 75,00



HOW TO ORDER

Through the webshop

Go to: www.loxo-international.com or scan the code at the back of this brochure:

- Go to the webshop
- Add products to your quotation
- Check your quotation and fill in the details
- Choose between delivery or pickup
- Add a reference and possible remarks
- Send it!
- Ready

By mail

Please send your order by e-mail, including the following information:

- The requested materials and the correct quantity
 - Please remember to order the accessories for adequate installation and connections
 - We are not responsible for equipment that was not ordered
- Dates of shipment
- Name exhibition/event
- Pick up or delivery
 - Name of the venue
 - Delivery address & Delivery details
 - Contact & Contact details
- Receive the quote the next working day.

Quotation

The quotation only provides prices for the requested equipment but does not make a reservation. Therefore, if you agree with the terms and conditions on the quotation, you can then confirm the offer online. If you do not confirm the order before the expiration date, the materials will become available again for other clients.

How to confirm

Orders are immediately entered into our system and will block the requested materials for the specified period **till the expiration date**. The quotation will be e-mailed to the client for a final check of the materials and dates. You must confirm the order online with name and signature for approval, checking the P.O. number, Reference and e-mail address for invoice.

Pick up and return date/time

Equipment pick up: Not earlier than 13:00 H (on the date specified on the order).

Equipment return: Not later than 12:00 H (on the date specified on the order).

GENERAL TERMS

- At all times, the rented goods remain the full property of LOXO International BV. The client is liable at all times for damage to, loss or theft of the rented goods until such goods are returned to the warehouse of LOXO. The client will promptly re any damage to, or loss of rented goods to LOXO. The client will return such goods immediately to LOXO and will compensate LOXO for the costs of repair or replacement and for the loss rental income during the period required for repair or replacement, to the extent such period exceeds the rental period agreed and paid for by the client.
- The client is personally responsible for all damage caused by materials of LOXO, regardless of their condition. The client will insure itself against such damage caused by its own actions or defects in the materials.
- All rented goods have been inspected in accordance with Dutch legislation. The client is personally responsible for all necessary inspections on site and all licenses and/or authorizations regarding the use of the rented goods.
- The client must verify that he/she receives the rented goods in good condition. The acceptance of goods by client or its transer without including any remark on the bill of loading, or the receipt, or any other form of confirmation of receipt, serves as proof that the consignment is delivered complete and in good condition.
- All goods must be returned in original condition: repairs, renovations or other modifications applied by the client or third parties to the goods are not expressly prohibited without consent of LOXO, and every potential damage and/or costs resulting therefrom will be recovered from the client.
- Late return of the rented goods is at all times charged to the client and increased with the costs resulting therefrom.
- If LOXO cannot meet its delivery obligations, for whatever reason, LOXO will inform the client thereof as soon as practically possible and will suggest potential alternatives. If these alternatives are not accepted by the client, the client will only have the right to terminate the agreement without incurring any futher charges. Any futher liability or compensation from LOXO is excluded.
- All invoices are payable in cash or bank transfer in advance, unless a specific payment term has been agreed to LOXO in writing.

ORDER THE MATERIALS YOU NEED EASILY ONLINE!



Visit our website: www.loxo-international.com/webshop
Or scan the QR-code.



LOXO International B.V.
Staarten 10a
5281 PL Boxtel
The Netherlands
T +31 (0)85 7828 588
info@loxo-international.com
www.loxo-international.com

LOXO®
SUPPORTING STANDS AND EVENTS